

## ① Features


- ❶ Front Access USB2.0 x2
- ❷ 120mm x1 Ball-bearing Cooling Fan
- ❸ Power and HDD LED
- ❹ Power Switch and Alarm Reset Button
- ❺ Supports up to ATX Motherboard



## ② Product Overview




Front view



Inside view



Side view



Rear view



120mm cooling fan



Power and HDD LED

\*Specifications are subject to change without notice\*

# DW-102

Wall-mounted Chassis

## ③ Product Introduction

The DW-102 Wall-mounted Chassis has the durability and flexibility to make this a chassis that can handle any task required. The solid steel construction and removable air filter help this chassis stand up to the most rigorous of conditions. The DW-102 accepts full size ATX motherboards as well 1x 5.25" and 2x 3.5" drive bays for flexible storage. The DW-102 is a rugged wall-mounted chassis solution to all of your needs.

## ④ Specifications

Model Number	DW-102
RoHS Compliance Version	Yes
5.25" Ext. Bay	1
3.5" Ext. Bay	2
3.5" Int. Bay	1
Indicators	Power, HDD
Switches	Power, Reset
Supported PSU Type	PS2
Expansion Slots	7
Material of Front Bezel	SGCC
Material of Handle	SGCC
Material of Main Chassis	SGCC
Color of Front Bezel	Beige
Color of Main Chassis	Beige
Front Connector	2 x USB 2.0
Air Filter	Yes
Motherboard Size	12 x 9.6 (ATX, microATX)
Cooling Fan:	1x120mm
Dimensions (WxHxD)	13" x 7.72" x 16" 330 mm x 196 mm x 406 mm

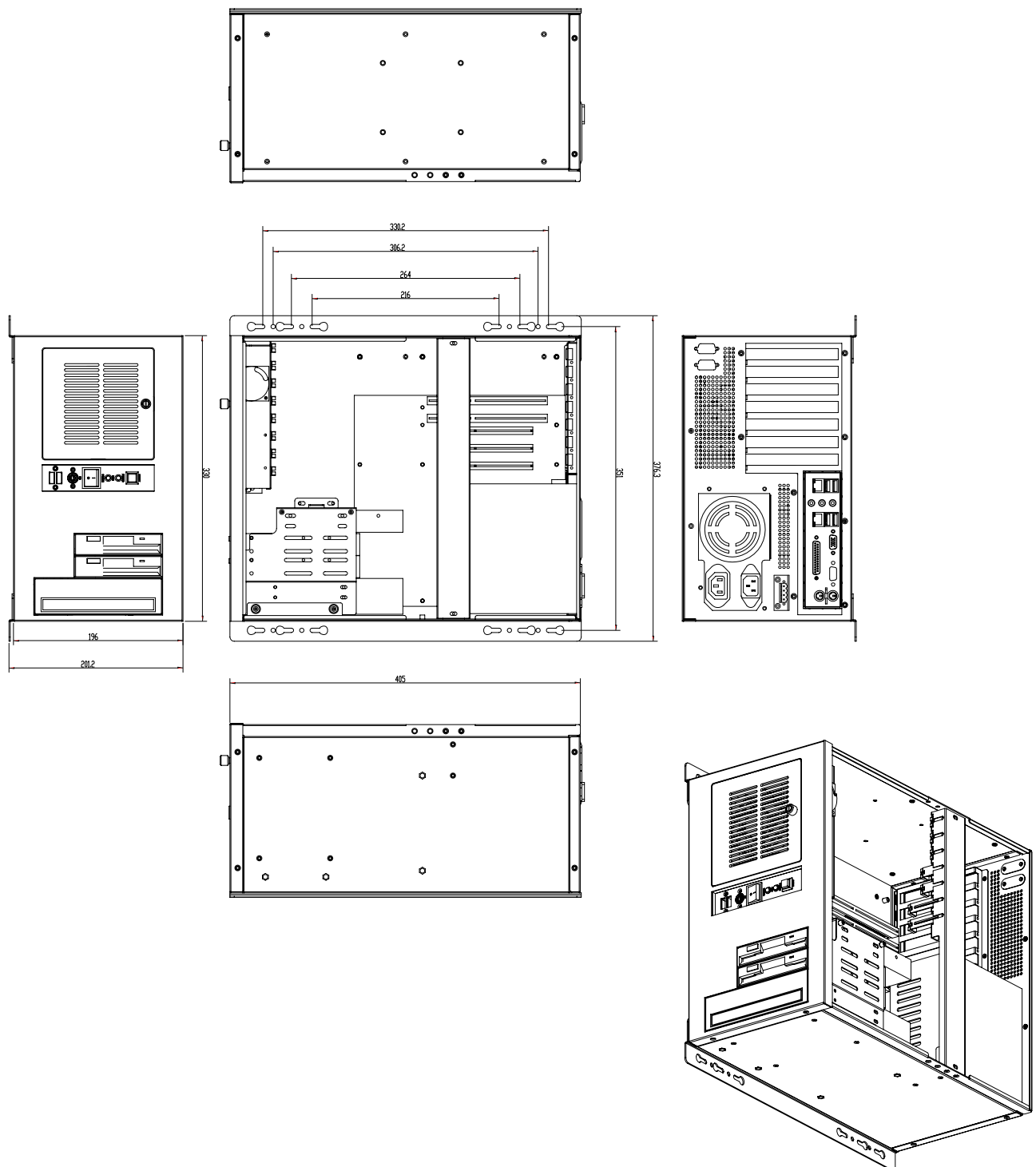
\*Specifications are subject to change without notice\*

# DW-102

Wall-mounted Chassis

Wall-Mounted IPC

## 5 2D Drawing



\*Specifications are subject to change without notice\*